













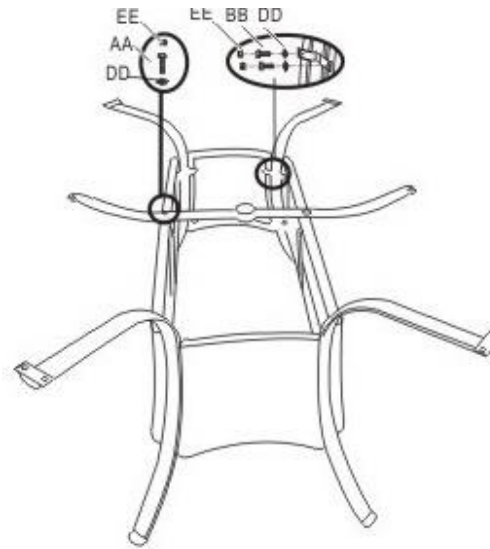
Helpful hints to make assembly stress free. Ensure surface area you are working with is level, clean & has soft surface. Please start all bolts by hand to seat properly, Do not tighten bolts completely till all bolts fitted. Stand on feet to make square before tightening bolts. Contact Furniture Solutions if any parts are missing: Email [customerservice@furnitureolutions.com.au](mailto:customerservice@furnitureolutions.com.au) PH: 1300 794 188 (Aust)

**Components**

A Table Rim x 1	B Short Side Panel x 2	C Long Side panel x 2
		
D Table Leg x 4	E Connector ring x 1	F Glass panel x 1
		

**Parts**

AA Hex Bolt M6x35MM x 2	BB Hex Bolt M6x15mm x 18
	
CC Hex Bolt M6x20MM x 8	DD Washer x 28
	
EE Hex Bolt Cover x 28	EE Hex Wrench x 2
	



**2 Person Lift**

