

Your furniture purchase is an investment. Here are a few tips to maximize the lifetime of your furniture with a minimal amount of effort. Properly caring for your furniture can help ensure that it looks great year after year.

Wood Furniture Maintenance:

- Always dust, wipe, and clean with the grain of the wood.
- Dust with a soft cloth. Dust will scratch the furniture surface if not removed properly.
- If a polished surface becomes foggy, rub it with a cloth dipped in a solution of one tablespoon vinegar to one quart of water. Rub softly with the grain until the surface is completely dry.
- Soap and water are not advisable for wood surfaces. Water can penetrate the finish and raise the grain on wood, causing damage.
- Remember to change dusting cloths frequently as dirty cloths may scratch your furniture's surface.

The Enemies of Wood:

- Moisture is wood's worst enemy. Liquid spills should be gently wiped up immediately. Coasters should be used under all beverages.
- Do not allow rubber or vinyl materials to lie on the furniture. Chemicals in rubber may leave a stain. Put a strip of felt or leather under accessories that have rubber or vinyl.
- Heat creates a chemical change in the furniture's finish, which result in a white spot. Use protective pads under hot dishes, appliances, etc.
- Sunlight's ultraviolet rays can damage the finish of furniture. Do not place furniture directly against a heater or radiator and do not place in the path of hot streams of air from central heating. This will cause extreme localized drying of the wood.

Marble top maintenance :

Marble stone has many natural characteristics including veining ,hairline cracks and colour variations ,which make up the stones beauty.

The surface of the marble on your table is machine polished to give it a sheen ,no chemical sealer or polish has been used, therefore the following protective measures apply to maintain the beauty of your marble :

Protect surface from scratching ,staining and etching by :

- *Keeping surface free of debris or sharp objects
- *Using place mats for all dishes, glasses & like items
- *Wipe up spills immediately ,acidic food and beverages can stain leaving a dull mark.
- *Avoid contact with chemicals (ie. inappropriate cleaning agents)
- *Clean with PH neutral products or those especially formulated for use on marble ,dull spots can be repaired by a specified marble polish or consult a marble technician for best results .

Caring for the Fabric on Upholstered Furniture:

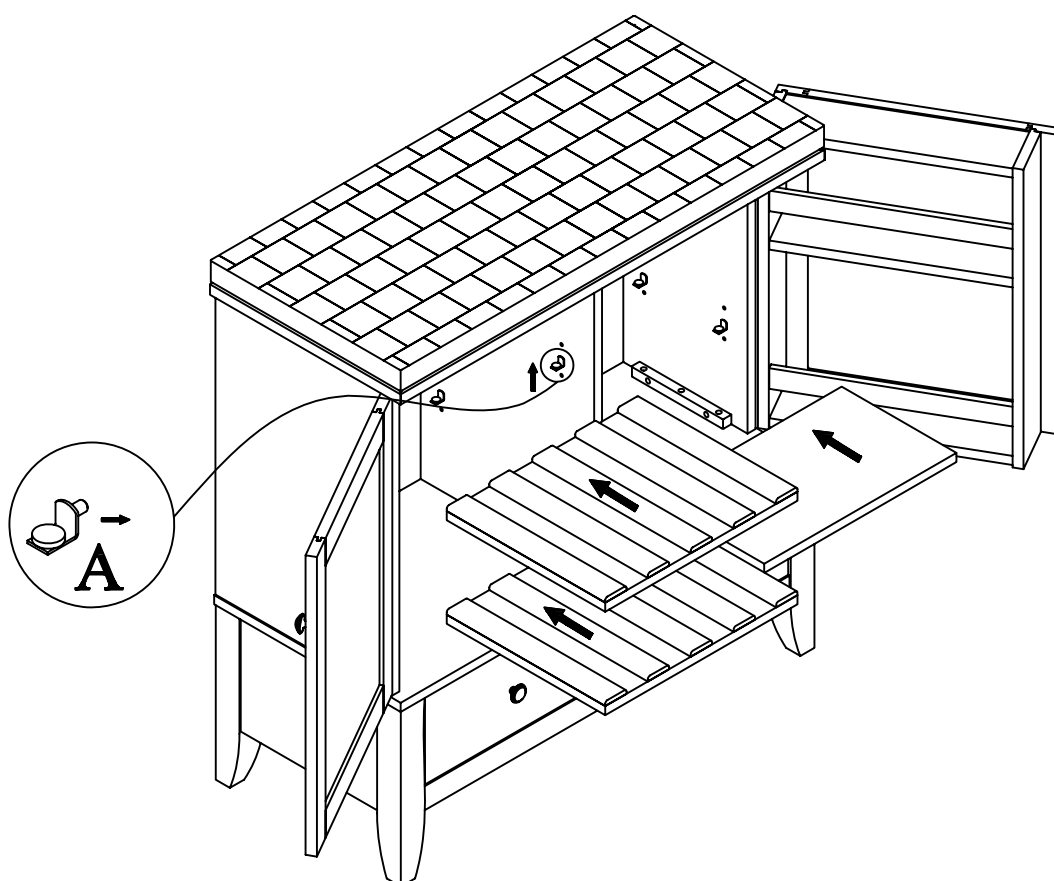
- Frequent vacuuming of the entire upholstered area will prevent dust from settling into the fibers.
- Professional cleaning is always recommended for all upholstered pieces.
- Do not use cleaning products containing brightening agents.

VERY IMPORTANT!!			
NEVER USE GLASS CLEANERS ON FINISHED SURFACES. AMMONIA WILL CHEMICALLY ATTACK THE FINISH.	DO NOT WRITE DIRECTLY ON SURFACE  PREVENT MARKING	DO NOT PLACE DIRECTLY IN SUNLIGHT  PREVENT FADING	DO NOT USE PLACEMATS WITH RUBBER BASES  PREVENT DISCOLORING
NEVER ALLOW LIQUIDS OF ANY KIND TO LINGER ON SURFACES. ABSORPTION CAUSES THE WOOD TO WARP AND THE FINISH TO DE-LAMINATE.	DO NOT USE COMMERCIAL POLISHES AND WAXES  PREVENT YELLOWING	DO NOT PLACE HOT POTS. ETC ON SURFACE  PREVENT DAMAGE TO FINISH!	REGULATE THE HUMIDITY CONDITIONS AT YOUR HOME  PREVENT SPLITTING

FR500WSB-A

Assembly Instructions

Do not fully tighten bolts & screws until the entire item is completely assembled



Hardware Pack#:PFR500WSB-AH

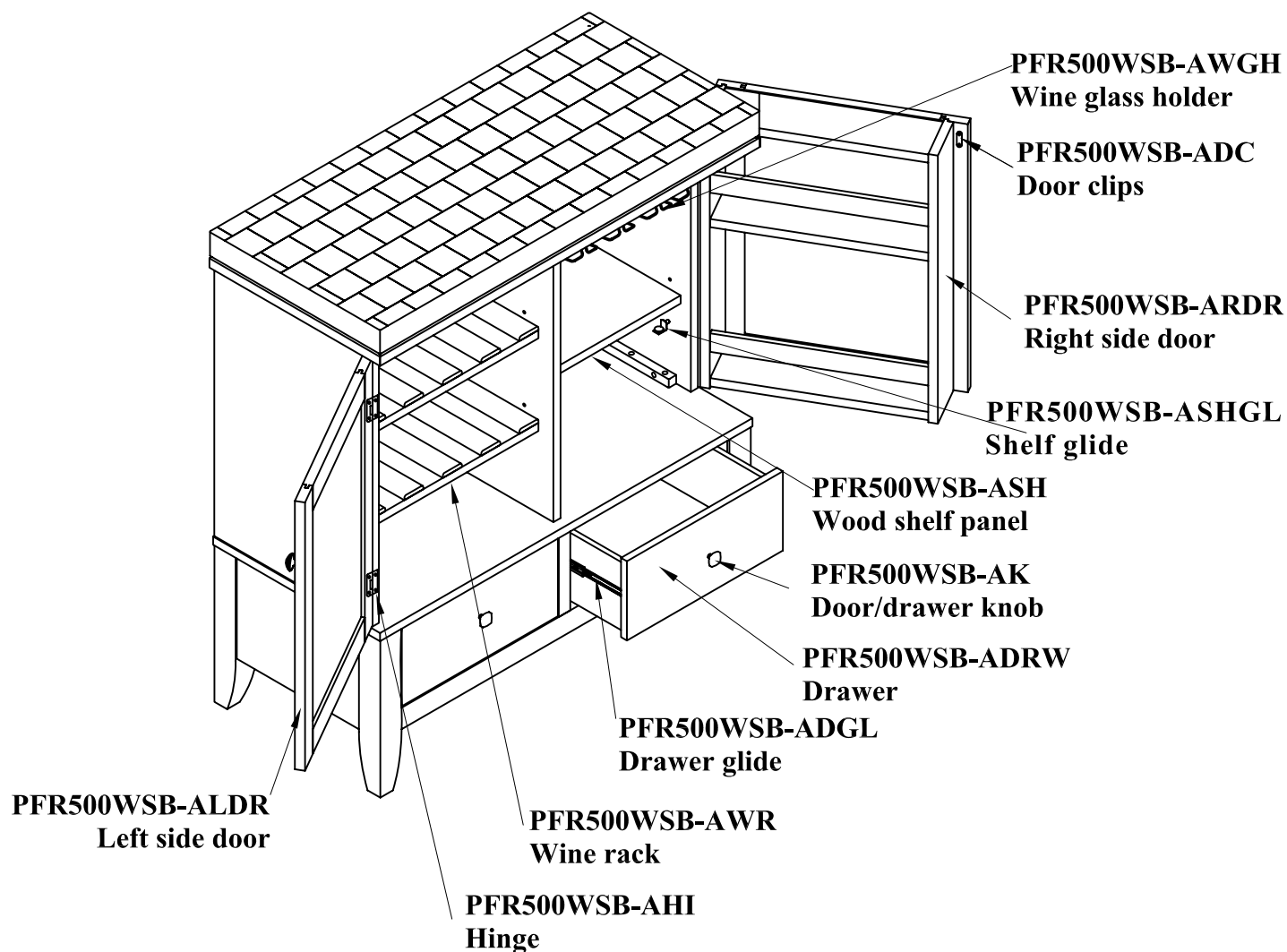
A		12PCS
---	---	-------

WARNING

- MARBLE/GRANITE ABSORBS LIQUIDS.PROTECT AGAINST SPILLS.IF A SPILL OCCURS,CLEAN IMMEDIATELY.
 - MARBLE/GRANITE IS A NATURL STONE PRODUCT.ANY VARIATIONS IN PATTERN, TEXTURE,AND COLOR ARE INHERENT IN THE MATERIAL AND ENHANCE THE NATURAL BEAUTY OF THE STONE
 - MARBLE/GRANITE IS NOT STAIN RESISTANT AGAINST FOODS AND LIQUIDS WITH HIGH ACID LEVELS.
- PLEASE DO NOT PLACE COLD OR HOT ITEMS DIRECTLY ON THE STONE.

PARTS FOR FR500WSB-A

COMPLETE HARDWARE#: PFR500WSB-AH

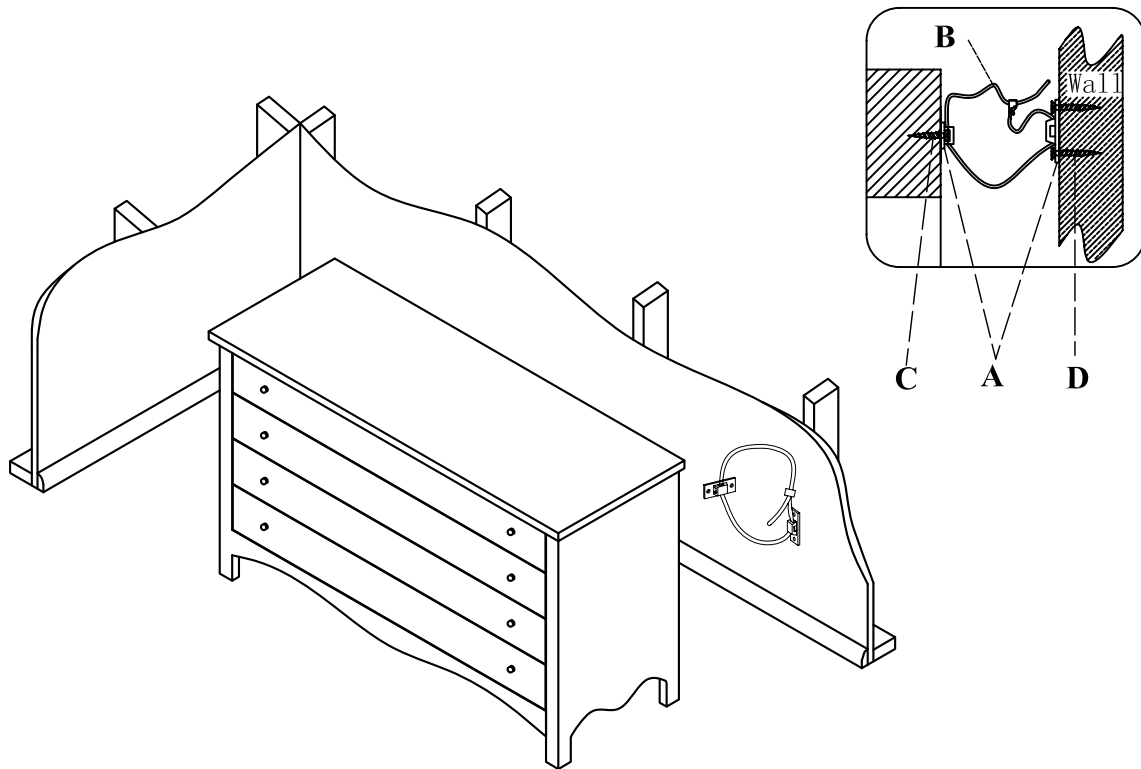


PRODUCT DETAILS	
TOP	MARBLE
SIDE PANEL	ASH VENEER ON MDF
WINE RACK	ASH VENEER ON PB
DOOR	RUBBERWOOD
FRONT PANEL OF DRAWER	ASH VENEER ON MDF
SHELF PANEL	RUBBERWOOD
PRODUCT SIZE	1016x457x1092mm
CARTON SIZE	108.6x53.3x118.1cm
NET WEIGHT	69.9KG
GROSS WEIGHT	81.6KG
CU.FT.	0.68M ³

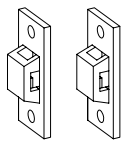
MADE IN CHINA

Imported by Furniture Solutions (Aust) Pty Ltd
10-16 Daisy Street, Revesby NSW 2212, Australia

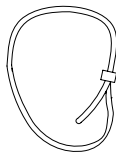
ANTI-TIPPING INSTRUCTION



Parts Enclosed:



Ax2



Bx1



Cx2



Dx2

Installation Instructions:

1. Attach a bracket to the wallboard with the long screws provided.
2. Attach a bracket to the furniture frame under the top with the short screws provided.
3. Move the furniture into its final position. Thread a strap through the bracket as shown in the illustration, tighten strap until snug. Do not over tighten.
4. Make sure the bracket is firmly attached to the wallboard and furniture, and the strap is snug.