


INSTRUCTION MANUAL

SALEM CHAT SOFA WITH CANOPY

ITEM CODE: 18SAL03.G



Imported by Furniture Solutions (Aust) Pty Ltd New South Wales, Australia.

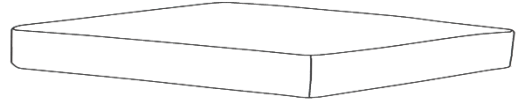
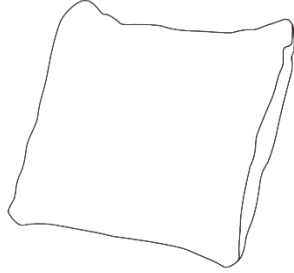
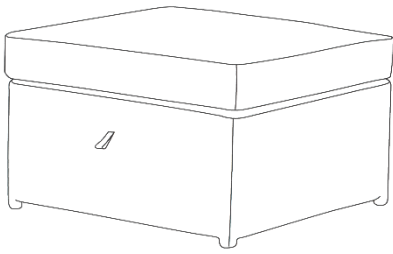
For any assistance with assembly or for missing parts please contact:

Place of purchase or Furniture Solutions on below

Customer Service (Australia) Phone-1300 794 188

Email- customerservice@furnituresolutions.com.au

COMPONENTS LIST



| Component | Size | Qty | Code |
|-------------------|------------|-----|---------------|
| Ottoman | 62*66*30cm | 2 | P.2781790.OF |
| Ottoman Cushion | 63*67*10cm | 2 | P.2781790.OC |
| Sofa Seat Cushion | 68*72*5cm | 2 | P.2781790.SSC |
| Sofa Back Cushion | 70*50 | 2 | P.2781790.SBC |



OPERATING FUNCTIONS

Function available for “Salem”:

Canopy: As indicated in diagram below Canopy can be raised for extra shade, locate and release zipper around canopy cover and with a person at each end in unison lift from the top of canopy until canopy is fully extended. Reverse to lower.

Warning on days with wind, do not erect canopy.

Never leave canopy up when not in use always return to zippered pocket.

Ottoman: You have 2 ottomans stored under seat, you will note a toggle in centre of ottoman, please take hold of toggle while standing squarely in front of sofa, and with 2 hands gently pull outwards. Next add suitable cushion. To store remove cushion and stand squarely in front of sofa, align so each edge is lined up correctly. Then place palm of your hand facing down on each side of the toggle and push ottoman until is fully concealed.

Storage Drawer: You have 2 drawers for storage of items, note toggle in centre of each drawer. Please take hold of toggle while standing squarely in front of sofa, and with 2 hands gently pull outwards. Warning if you pull out too far then drawer will fall out. To store stand squarely in front of sofa, place the palm of your hand facing down over toggle and gently push forward until fully concealed.



CARE AND MAINTENANCE

Varieties of materials are used in construction of “Outdoor” furniture range.

All will require some form of maintenance to extend the life of finishes and general appearance.

Please see below instruction unique to your chosen product.

Salem Construction;

Frame: Aluminium

Wicker: Synthetic

Fabric: Polyester (Spun Poly)

Powder Coated Aluminium Frame;

Powder coating is similar to a painted finish, the metal is coated with a paint powder then is past thru a kiln to bond and harden paint onto metal.

Please follow below for regular cleaning

Bucket of warm water with a soft clean cloth or sponge, clean metal in one direction, do not rub excessively. Ensure to pat dry as water drop will leave a mark on paint finish.

Synthetic Wicker Fibre Information;

Synthetic Wicker fibre (commonly referred to as resin wicker) is made of polyethylene combined with colour & UV stabilizer. While the UV stabilizer adds to the life of the synthetic fibre, the effectiveness of stabilizer diminishes with age. Longevity of use cannot be judged as environmental conditions are too varied to set a standard. Protection from the harsh outdoor conditions (I.e. Sunlight, pollution) is best for a longer period of use.

Synthetic Wicker Regular Cleaning

Use a bucket filled with warm water & a soft soap, sponge over fibre till clean once clean rinse off with a hose, pat dry with a soft clean cloth before use.

Fabric Information;

Fabrics used in outdoor product are not made of any special type of material; they do however use blends of common materials such as polyester, olefin & acrylic. These fabrics are not impervious to fading or mould, ensure cushions are always dry and put away when not in use. Canopy cover requires the added protection of protective covering if used in exposed position.

Fabric Regular Cleaning

It is important to keep fabric free of dust and or debris. Please vacuum at least every 2-3 weeks. Spot cleaning warm water & soft soap solution, sponge onto affected area till clean rinse area with clean sponge, pat dry with a soft clean cloth. Stubborn stains may be removed with fabric cleaner or if available steam cleaning is ok providing covers are left on filling and on gentle setting. Note do not use solvents, do not machine wash, do not tumble dry.

CARE AND MAINTENANCE

Definition of Regular Cleaning;

Numerous factors can influence the time frame for cleaning, depending area you live in, the weather, positioning of the product (fully protected, partial protection, fully exposed to the elements). You will need to monitor yourself to establish the cleaning requirement for your unique situation.

Areas with high salt content and or pollution will require the most frequent cleaning. To reduce some maintenance and the effects of harsh elements you should buy and use an outdoor cover to protect your furniture from the elements when not in use.

SAFETY WARNINGS AND ADVICE

Notices and Advice

Please be advised that products are limited in design for residential use only and are not suitable for commercial use.

Please be advised that materials used in your furniture are not impervious to neglect, acts of god, abuse, alcohol spills, improper use of chemicals such as bleach or any solvent based products.

Please be advised that heat sources such as barbeques, open fires, temporary/mobile/overhead heaters, poorly insulated candle holders, hot pots, pans, hot serving dishes can have adverse affects on your furniture.

Please be advised to use properly insulated placemats and coasters when serving hot or cold dishes and drinks.

Please be advised that fitting, bolts, nuts and or screws should be checked periodically to ensure they have not loosened over time. Remember do not overtighten.

Please be advised coverings and paint finishers are not animal proof. Claws can scratch covering & saliva is acidic and can damage finish.

Please be advised that continues exposure to the elements will reduce the life of finishes and fittings.

DO NOT

- Place in close proximity to open flame or heaters.
- Leave spills or food, clean off immediately
- Pull loose thread, cut them instead.
- Sit or lean on arms on top of chairs
- Stand on chair or bench's
- Stand on table tops
- Place heavy objects on table tops
- Place objects such as pot plants as a display piece on tables recommend weight restriction for table top is 60kg across the table

Safety warnings

- DO NOT:
- drop, drag, always move furniture with the help of another person to lift and place only.
- over load seats designed for single adult use.
- use tables, chair, sofa as work bench's or substitute ladders.
- allow child to play under table.

Warranty Detail:**1 Year Warranty**

A one (1) year warranty applies to product against any defect associated with faulty workmanship for a period of (1) year from date of purchase.

Extended Warranty of (1) year total of (2) years applies to aluminium frame, welds & resin wicker against any defect associated with faulty workmanship from date of purchase.

Furniture Solutions accepts no responsibility for defects caused by incorrect assembly, mishandling, acts of god, general wear & tear, stains from spills/vegetation, chipping/scratching, exposure to extreme heat/cold, mould/mildew, hardware corrosion, misuse of the products & defects caused by failure in duty of care for the product in accordance with the care instructions. Warranty only extends to original purchaser and is not transferable, except when given as a gift. Goods are limited in design for domestic use only, and are not suitable for commercial use.

Duty of care:

While every attempt is made to supply product using quality components there is always a need from consumer to help ensure a long life of use for product.

*Proper use of item, only what it is designed to do. Designed for dining, not suitable for use as a workbench, substitute ladder or dance floor.

*Regular maintenance and cleaning: Please consult your Instruction manual included in packaging for advice of cleaning

*Protecting product from the harsh environment: Pollution, excessive moisture & heat.

To extend the life of your outdoor furniture we recommend the following furniture covers must/should be used on furniture which is used in areas not protected from elements.

Caution should be used when using oils, lotions & other chemicals such as chlorine not to spill on furniture.

Instruction Manual – Have been written to suit individual materials used in construction, please retain for future use for duty of care, assembly, parts & component sizing.

Claim management:

To make a warranty claim, customers can either contact the retailer where the purchase was made or Furniture Solutions on contact details below. Proof of purchase will be required before proceeding with any claim. In the case of product defects providing photos may be able to speed up processing of the claim. If missing parts please refer to assembly instructions for identification of said part and contact either of the above.

“Our goods come with guarantees that cannot be excluded under the Australian Consumer Law. You are entitled to a replacement or refund for a major failure and for compensation for any other reasonably foreseeable loss or damage. You are also entitled to have the goods repaired or replaced if the goods fail to be of acceptable quality and the failure does not amount to a major failure”.