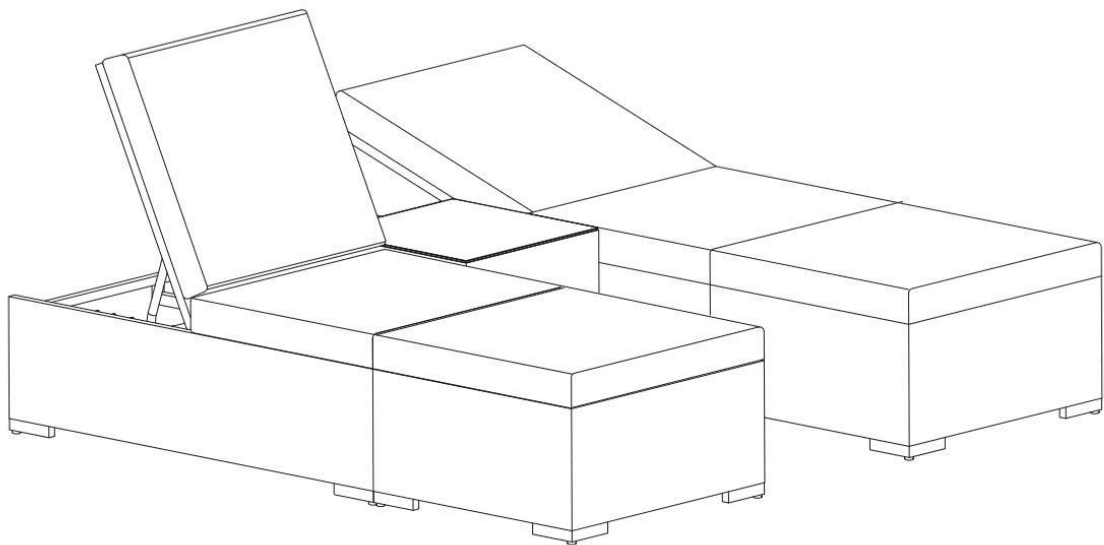


INSTRUCTION MANUAL

BUREN 3PC LOUNGER CHAT SET

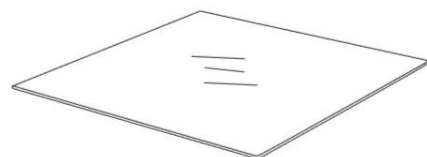
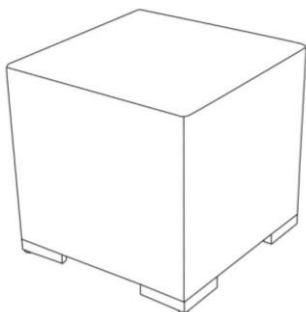
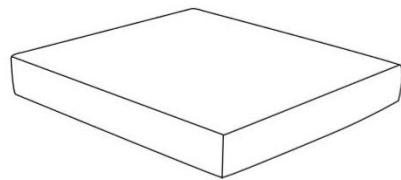
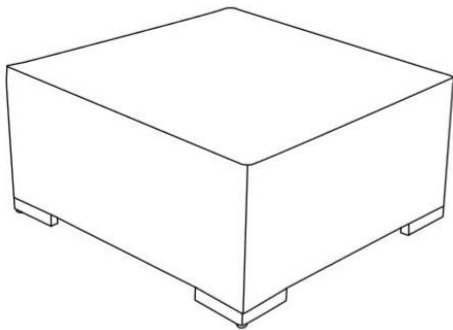
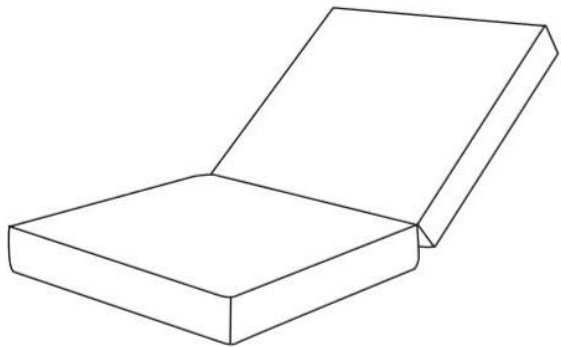
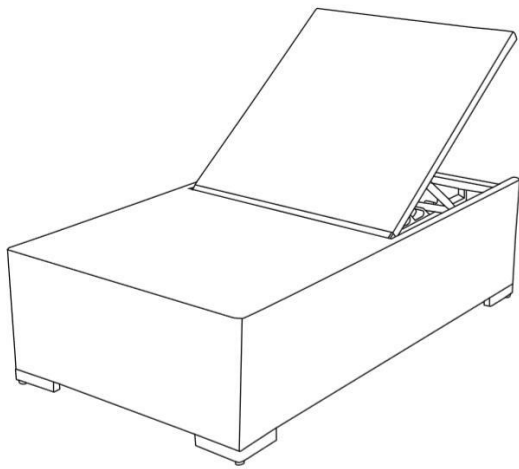
ITEM CODE: 18BRN05.C



Imported by Furniture Solutions (Aust) Pty Ltd New South Wales, Australia.
For any assistance with assembly or for missing parts please contact:
Place of purchase or Furniture Solutions on below
Customer Service (Australia) Phone-1300 794 188
Email- customerservice@furnituresolutions.com.au

Component List

P.FAJ18076RN.F	Sofa Frame	L111xW64xH32cm With Cushion	2
P.FAJ18076RN.C	Sofa L Cushion	Seat 55 + Back 55xW64-7cm Thick	2
P.FAJ18076H.F	Ottoman Frame	W64xD60xH32cm With Cushion	2
P.FAJ18076H.C	Ottoman Cushion	W64xD60X7cm Thick	2
P.FAJ18076T.F	Side Table Frame	W48xD48xH45cm With Glass	1
P.FAJ18076T.GP	Side Table Glass Panel	W48xD48x5mm Thick	1



CARE & MAINTENANCE

Varieties of materials are used in construction of “Outdoor” furniture ranges.

All will require some form of maintenance to extend the life of finishes and general appearance.

Please see below instruction unique to your chosen product.

Buren Range Construction;

Table Tops: Tempered Glass

Frame: Aluminium

External Covering: Synthetic Wicker

Textile: Polyester

Glass:

Glass used is tempered for your safety; best results are to use placemats & coasters to avoid scratching surface. Keep dust free, with floating glass please lift and clean underside of glass with a soft clean cloth. Use of normal glass cleaning product is permissible but please rinse surrounding areas with clean water to avoid damage to wicker or paint on aluminium frame

Aluminium Frame:

The majority of frames are mainly produced from aluminium, with the main benefit being a light weight product for easier use. Some designs require steel to be used in certain sections for added strength. While aluminium is rust resistant, bare metal can show signs of oxidation (red film) this does not constitute rust. Simply you are able to wipe or sand surface to remove oxidation mark.

Note you will need to touch up affected area with paint to stop from reoccurring. Steel itself has a lower resistance to elements than aluminium and will show signs of rust as it ages. Limited exposure & maintenance are best solutions for adding life to any furniture used in outside areas.

Aluminium Frame Maintenance

Use a bucket filled with warm water & a soft soap, sponge over frame till clean, once clean rinse off with a hose, pat dry with a soft clean cloth before use. Every 4-6 weeks.

Note when cleaning if you find scratches in paint please cover with a paint to prevent oxidation.

Synthetic Wicker Fibre Information

Synthetic Wicker fibre (commonly referred to as resin wicker) is made of polyethylene combined with colour & UV stabilizer. While the UV stabilizer adds to the life of the synthetic fibre, the effectiveness of stabilizer diminishes with age.

Longevity of use cannot be judge as environmental conditions and are too varied to set a standard. Protection from the harsh outdoor conditions (I.e. Sunlight, pollution) is best for a longer period of use.

Synthetic Wicker Fibre Maintenance

Use a bucket filled with warm water & a soft soap, sponge over fibre till clean once clean rinse off with a hose, pat dry with a soft clean cloth before use. Regular regime.

CARE & MAINTENANCE

Fabric Information;

Fabrics used in outdoor product are not made of any special type of material; they do however use blends of common materials such as polyester, olefin & acrylic. These fabrics are not impervious to fading or mould, ensure cushions are always dry and put away when not in use.

Fabric Regular Cleaning

It is important to keep fabric free of dust and or debris. Please vacuum at least every 2-3 weeks. Spot cleaning warm water & soft soap solution, sponge onto affected area till clean rinse area with clean sponge, pat dry with a soft clean cloth. Stubborn stains may be removed with fabric cleaner or if available steam cleaning is ok providing covers are left on filling and on gentle setting. Note do not use solvents, do not machine wash, do not tumble dry.

Definition of Regular Cleaning;

Numerous factors can influence the time frame for cleaning, depending area you live in, the weather, positioning of the product (fully protected, partial protection, fully exposed to the elements). You will need to monitor yourself to establish the cleaning requirement for your unique situation.

Areas with high salt content and or pollution will require the most frequent cleaning.

To reduce some maintenance and the effects of harsh elements you should buy and use an outdoor cover to protect your furniture from the elements when not in use.

SAFETY WARNINGS AND ADVICE

Notices and Advice

Please be advised that products are limited in design for residential use only and are not suitable for commercial use.

Please be advised that materials used in your furniture are not impervious to neglect, acts of god, abuse, alcohol spills, improper use of chemicals such as bleach or any solvent based products.

Please be advised that heat sources such as barbeques, open fires, temporary/mobile/overhead heaters, poorly insulated candle holders, hot pots, pans, hot serving dishes can have adverse affects on your furniture.

Please be advised to use properly insulated placemats and coasters when serving hot or cold dishes and drinks.

Please be advised that fitting, bolts, nuts and or screws should be checked periodically to ensure they have not loosened over time. Remember do not overtighten.

Please be advised coverings and paint finishers are not animal proof. Claws can scratch covering & saliva is acidic and can damage finish.

Please be advised that continues exposure to the elements will reduce the life of finishes and fittings.

DO NOT

- Place in close proximity to open flame or heaters.
- Leave spills or food, clean off immediately
- Pull loose thread, cut them instead.
- Sit or lean on arms on top of chairs
- Stand on chair or bench's
- Stand on table tops
- Place heavy objects on table tops
- Place objects such as pot plants as a display piece on tables recommend weight restriction for table top is 60kg across the table

Safety warnings

- DO NOT:
- drop, drag, always move furniture with the help of another person to lift and place only.
- over load seats designed for single adult use.
- use tables, chair, sofa as work bench's or substitute ladders.
- allow child to play under table.

Warranty Detail:**1 Year Warranty**

A one (1) year warranty applies to product against any defect associated with faulty workmanship for a period of (1) year from date of purchase.

Extended Warranty of (1) year total of (2) years applies to aluminium frame, welds & resin wicker against any defect associated with faulty workmanship from date of purchase.

Furniture Solutions accepts no responsibility for defects caused by incorrect assembly, mishandling, acts of god, general wear & tear, stains from spills/vegetation, chipping/scratching, exposure to extreme heat/cold, mould/mildew, hardware corrosion, misuse of the products & defects caused by failure in duty of care for the product in accordance with the care instructions. Warranty only extends to original purchaser and is not transferable, except when given as a gift. Goods are limited in design for domestic use only, and are not suitable for commercial use.

Duty of care:

While every attempt is made to supply product using quality components there is always a need from consumer to help ensure a long life of use for product.

*Proper use of item, only what it is designed to do. Designed for dining, not suitable for use as a workbench, substitute ladder or dance floor.

*Regular maintenance and cleaning: Please consult your Instruction manual included in packaging for advice of cleaning

*Protecting product from the harsh environment: Pollution, excessive moisture & heat.

To extend the life of your outdoor furniture we recommend the following furniture covers must/should be used on furniture which is used in areas not protected from elements.

Caution should be used when using oils, lotions & other chemicals such as chlorine not to spill on furniture.

Instruction Manual – Have been written to suit individual materials used in construction, please retain for future use for duty of care, assembly, parts & component sizing.

Claim management:

To make a warranty claim, customers can either contact the retailer where the purchase was made or Furniture Solutions on contact details below. Proof of purchase will be required before proceeding with any claim. In the case of product defects providing photos may be able to speed up processing of the claim. If missing parts please refer to assembly instructions for identification of said part and contact either of the above.

“Our goods come with guarantees that cannot be excluded under the Australian Consumer Law. You are entitled to a replacement or refund for a major failure and for compensation for any other reasonably foreseeable loss or damage. You are also entitled to have the goods repaired or replaced if the goods fail to be of acceptable quality and the failure does not amount to a major failure”.