



**INSTRUCTION MANUAL
MISSISSIPPI 3PC BALCONY SET
ITEM CODE: 15MIS03.P**



Imported by Furniture Solutions (Aust) Pty Ltd New South Wales, Australia.
For any assistance with assembly or for missing parts please contact:
Place of purchase or Furniture Solutions on below
Customer Service (Australia) Phone-1300 794 188
Email- customerservice@furnituresolutions.com.au

Component List



Lounge Armchair Frame Code P.E203624.F

W735mm

D805mm

H845mm

Back Cushion Code P.E203624.BC

W600mm

D510mm

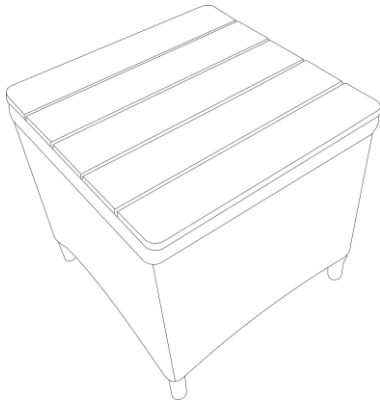
Thick 60mm

Seat Cushion Code P.E2043624.SC

W590mm

D620mm

Thick 120mm



Side Table Code ????

W520mm

D520mm

H500mm

CARE & MAINTENANCE

Varieties of materials are used in construction of “Outdoor” furniture ranges. All will require some form of maintenance to extend the life of finishes and general appearance. Please see below instruction unique to your chosen product.

Mississippi Range Construction;

Table Tops: Poly-wood

Frame: Aluminium

External Covering: Synthetic Wicker

Textile: Polyester “Spun Poly”

Poly-wood:

A little bit about; Poly-wood or plastic lumber is composed of virgin or waste plastics including HDPE, PVC, PP, ABS, PS and PLA. Additives such as colorants & stabilizers are introduced during melting process to ensure bonding to plastic at a cellular level.

It is water resistant and resists all types of rot and mould. Although it is not as rigid as wood. Being made of a plastic material the affect of hot weather will cause the material to become soft and supple which can cause surface to deform. Items like glasses hot or cold, heated plates can affect the finish.

Care should be taken to use table cloths and placemats to avert marking Poly-wood.

Cleaning Polywood; Use a bucket filled with warm water & a soft soap, sponge all over till clean then rinse with clean water. Using a soft clean cloth wipe till dry. For stubborn stains a mixture of 1/3 bleach and 2/3 water using a soft non-metallic brush, please rinse thoroughly with clean water and dry as above. Some scratchers and marks can be sanded out depending on surface of Polywood please contact Furniture Solutions before attempting to repair, contact details on page 2.

Aluminium Frame:

The majority of frames are mainly produced from aluminium, with the main benefit being a light weight product for easier use. Some designs require steel to be used in certain sections for added strength. While aluminium is rust resistant, bare metal can show signs of oxidation (red film) this does not constitute rust. Simply you are able to wipe or sand surface to remove oxidation mark.

Note you will need to touch up affected area with paint to stop from reoccurring. Steel itself has a lower resistance to elements than aluminium and will show signs of rust as it ages. Limited exposure & maintenance are best solutions for adding life to any furniture used in outside areas.

Aluminium Frame Maintenance

Use a bucket filled with warm water & a soft soap, sponge over frame till clean, once clean rinse off with a hose, pat dry with a soft clean cloth before use. Every 4-6 weeks.

Note when cleaning if you find scratches in paint please cover with a paint to prevent oxidation.

CARE & MAINTENANCE

Synthetic Wicker Fibre Information

Synthetic Wicker fibre (commonly referred to as resin wicker) is made of polyethylene combined with colour & UV stabilizer. While the UV stabilizer adds to the life of the synthetic fibre, the effectiveness of stabilizer diminishes with age.

Longevity of use cannot be judge as environmental conditions and are too varied to set a standard. Protection from the harsh outdoor conditions (I.e. Sunlight, pollution) is best for a longer period of use.

Synthetic Wicker Fibre Maintenance

Use a bucket filled with warm water & a soft soap, sponge over fibre till clean once clean rinse off with a hose, pat dry with a soft clean cloth before use. Regular regime.

Fabric Information

Fabrics used in outdoor product are not made of any special type of material; they do however use blends of common materials such as polyester, olefin & acrylic which perform best for intended purpose. These fabrics are not impervious to fading or mould, ensure cushions are always dry and put away when not in use.

Fabric Maintenance

It is important to keep fabric free of dust and or debris. Please vacuum regularly.

Spot cleaning warm water & soft soap solution, sponge onto affected area till clean rinse area with clean sponge, pat dry with a soft clean cloth.

Stubborn stains may be removed with fabric cleaner or if available steam cleaning is ok providing covers are left on filling and on gentle setting.

Note; do not use solvents, PH Neutral cleaning products only.

do not machine wash, hand wash only

do not tumble dry,

SAFETY WARNINGS AND ADVICE

Notices and Advice

Please be advised that products are limited in design for residential use only and are not suitable for commercial use.

Please be advised that materials used in your furniture are not impervious to neglect, acts of god, abuse, alcohol spills, improper use of chemicals such as bleach or any solvent based products.

Please be advised that heat sources such as barbeques, open fires, temporary/mobile/overhead heaters, poorly insulated candle holders, hot pots, pans, hot serving dishes can have adverse affects on your furniture.

Please be advised to use properly insulated placemats and coasters when serving hot or cold dishes and drinks.

Please be advised that fitting, bolts, nuts and or screws should be checked periodically to ensure they have not loosened over time. Remember do not overtighten.

Please be advised coverings and paint finishers are not animal proof. Claws can scratch covering & saliva is acidic and can damage finish.

Please be advised that continues exposure to the elements will reduce the life of finishes and fittings.

DO NOT

- Place in close proximity to open flame or heaters.
- Leave spills or food, clean off immediately
- Pull loose thread, cut them instead.
- Sit or lean on arms
- Stand on chair or bench's
- Stand on table tops
- Place heavy objects on table tops
- Place objects such as pot plants as a display piece on tables recommend weight restriction for table top is 60kg across the table

Safety warnings

- DO NOT:
- drop, drag always move furniture with the help of another person lift and place only
- Over load bench seats recommended weight evenly distributed is 240kg IE: 2 people 120kg each.
- Tables, chairs & bench's are designed for seating, not work bench's.
- Allow child to play under table

WARRANTY DETAILS

1 Year Warranty

A one (1) year warranty applies to product against any defect associated with faulty workmanship for a period of (1) year from date of purchase.

Extended Warranty of (1) year total of (2) years applies to aluminum frame, welds & resin wicker against any defect associated with faulty workmanship from date of purchase.

Furniture Solutions accepts no responsibility for defects caused by incorrect assembly, mishandling, acts of god, general wear & tear, stains from spills/vegetation, chipping/scratching, exposure to extreme heat/cold, mould/mildew, hardware corrosion, misuse of the products & defects caused by failure in duty of care for the product in accordance with the care instructions. Warranty only extends to original purchaser and is not transferable, except when given as a gift. Products are limited in design for domestic use and not suited for commercial use.

Do not place near or place on product any heat sources such as BBQ's, heaters or any open flame devices.

Duty of care:

While every attempt is made to supply product using quality components there is always a need from consumer to help ensure a long life of use for product.

*Proper use of item, only what it is designed to do

*Regular maintenance and cleaning

To extend the life of your outdoor furniture we recommend the following furniture covers should be used on furniture which is used in areas not protected from elements. Caution should be used when using oils, lotions & other chemicals such as chlorine.

Instruction Manual – Have been written to suit individual materials used in construction, please retain for future use for duty of care, assembly, parts & component sizing.

Claim management:

To make a warranty claim, customers can either contact the retailer where the purchase was made or Furniture Solutions on contact details below. Proof of purchase will be required before proceeding with any claim. In the case of product defects providing photos may be able to speed up processing of the claim. If missing parts please refer to assembly instructions for identification of said part and contact either of the above.

"Our goods come with guarantees that cannot be excluded under the Australian Consumer Law. You are entitled to a replacement or refund for a major failure and for compensation for any other reasonably foreseeable loss or damage. You are also entitled to have the goods repaired or replaced if the goods fail to be of acceptable quality and the failure does not amount to a major failure".