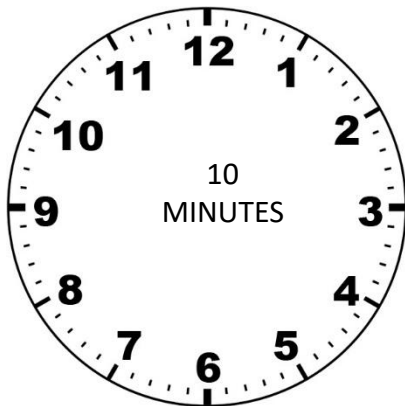


# Crista Dining Chair

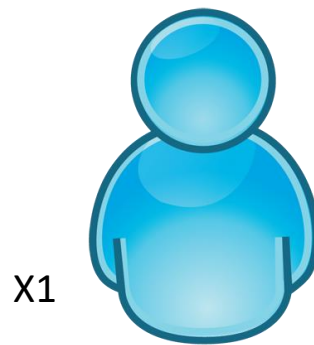
## PRE-ASSEMBLY PREPARATION

### Before you start:

1. Choose a clean, level, spacious assembly area. Avoid hard surfaces that may damage the product
2. Take care when lifting. Product should be assembled as near as possible to the point of use
3. Ensure that you have all required contents for complete assembly
4. Always read the assembly instructions carefully before beginning assembly.
5. Keep all hardware parts and packaging out of reach of small children.
6. Do not over tighten the screws and bolts as this may damage the threads









ALLOW TIME



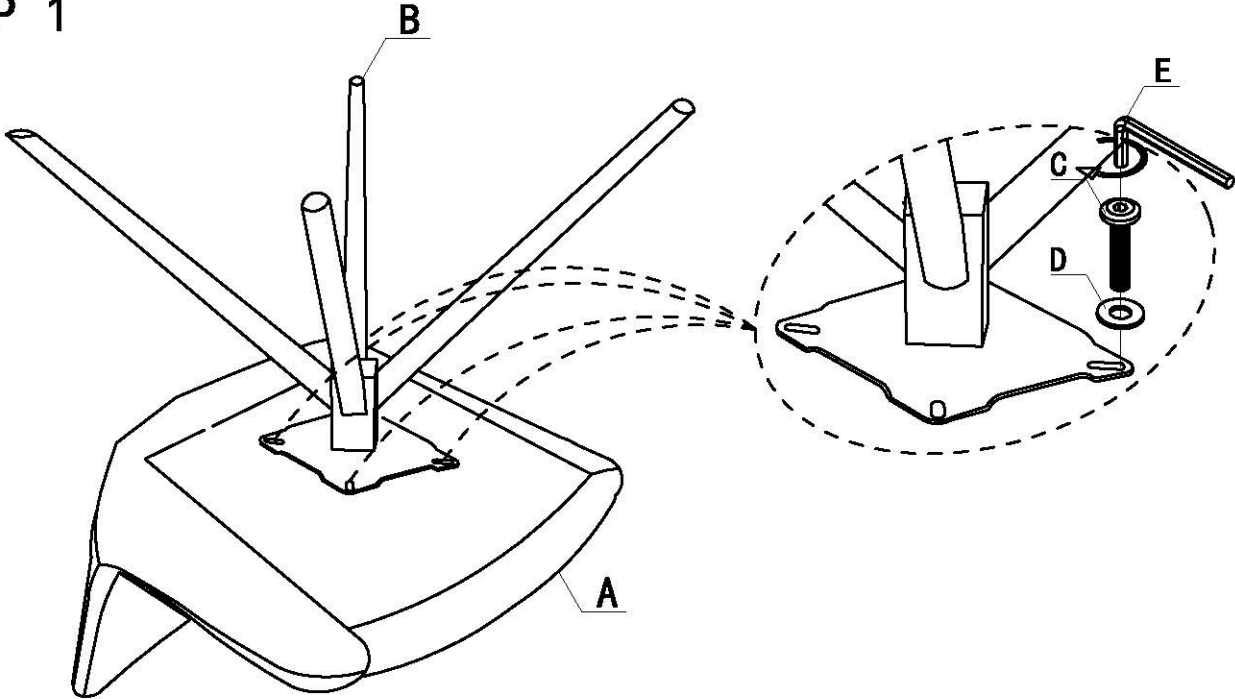
X1

PEOPLE REQUIRED

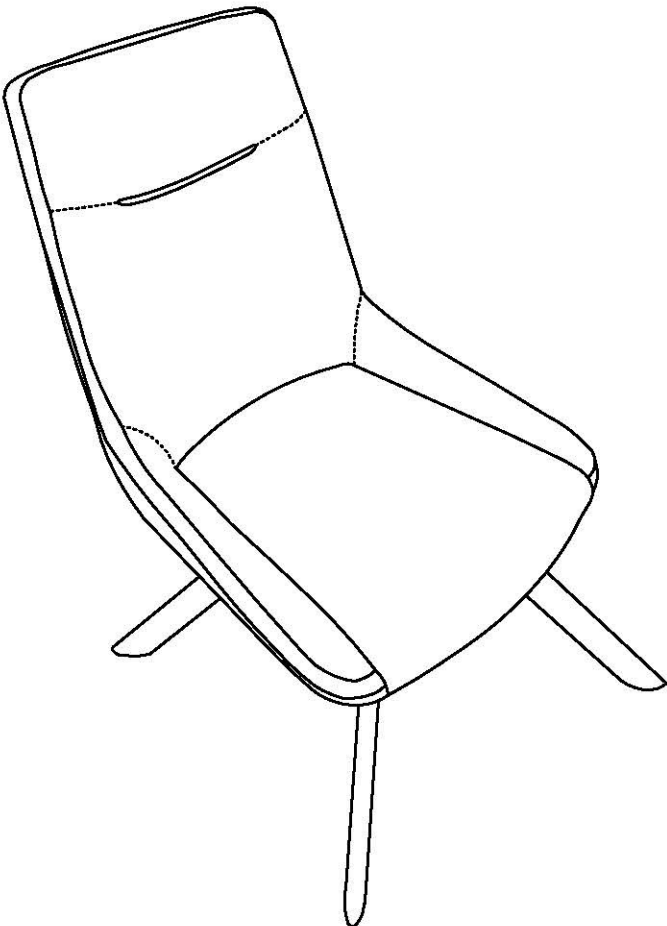
Assembly Instructions

	Ax1 	Bx1 	Cx4  M6x16mm	Dx4  φ 6x φ 17mm	Ex1  4mm
---	--	--	---	---	---

STEP 1



STEP 2



# CARE AND MAINTENANCE

## PU “Synthetic plastic polymer” Care Instruction

Please keep dust free and clean up spills immediately.

### Regular Care:

Vacuum & or brush away dust & grit as necessary, wipe with a soft, clean, dye fast cloth.

Every 3-4 months remove excess body oils with a soft, clean, dye fast cloth & appropriate cleaner for synthetic fabrics, follow direction as recommended.

Frequency of regular care depends on usage.

### Notes:

- Accumulation of perspiration and body oils on arm pads, headrests etc. may damage your PU-these areas and will require more frequent cleaning
- If cushions are sewn to the frame, any pulling or tugging might result in a tear. Please avoid any leaning, sitting or reaching over the back/arms of the sofa
- PU is not resistant to animals. Allowing pets on your PU is not recommended. Their claws may scratch the covers, which can lead to expensive repair. Their saliva is acidic and may also harm the PU finish
  - Alcohol, hair spray, gel mousse, perfume, deodorants, medication and dye penetration from clothes can have adverse effects on surface of PU

### Do Not:

- Expose PU to direct sunlight, intensive heat, and weather or soak unnecessarily. Always avoid excessive hard rubbing
- Dry clean or machine wash
- Use saddle soap, detergents, solvents, abrasives, unidentified cleaners, or any products containing silicon or solvents

### Do Not:

- Expose to direct sunlight, intensive heat, and weather or soak unnecessarily. Always avoid excessive hard rubbing
- Use saddle soap, detergents, solvents, abrasives, unidentified cleaners, or any products containing silicon or solvents.

### Metal lacquer painted brushed steel:

Legs are made up of a sturdy steel tube which has been scuffed up to add character.

No polishing is required for lacquer surface on metal, simply keep dust free by using a soft clean cloth, recommended to use a suitable microfiber cloth. For spills and grime build up please use a pH neutral cleaner. Ensure you remove excess cleaning product and avoid spills onto other items.

## SAFETY WARNINGS AND ADVICE

### *Notices and Advice*

Please be advised that materials used in your furniture are not impervious to neglect, acts of god, abuse, alcohol spills, improper use of chemicals such as bleach or any solvent based products.

Please be advised that heat sources such as direct sunlight, log fires, heaters and air conditioners can have adverse affects on your furniture.

Please be advised that fitting, bolts, nuts and or screws should be checked periodically to ensure they have not loosened over time. Remember do not overtighten.

Please be advised that products are limited in design for residential use only and are not suitable for commercial use.

#### DO NOT

- Place in direct sunlight.
- Place in close proximity to open flame or heaters.
- Place in direct line of air conditioning ducting.

### *Safety warnings*

- DO NOT:
- drop, drag or strike table surface
- sit or stand upon the table surfaces
- place heavy objects on table top
- place very hot or cold items on the table surface unless adequately thick table mats are used to prevent such items coming in contact with the surface
- scratch the surface or using as a chopping surface
- allow children to play under tables
- Never drag table always move by lifting
- Clean only as per instructions on previous page. Do not use washing powders or any other substances containing abrasives that may potentially scratch the surface

#### CHAIRS AND STOOLS

- **Do not:**
- Use chair/stool as a ladder
- Climb on the chair/stool
- Stand on the foot-rest of the chair, as this could lead to the stool becoming unbalanced and overturning
- Lean back on chair, having dining chair on two legs is not recommend as may cause damage to structure of chair.

## WARRANTY DETAIL

### 1 Year Warranty

A one (1) year warranty applies to product against any defect associated with faulty workmanship for a period of (1) year from date of purchase.

Furniture Solutions accepts no responsibility for defects caused by incorrect assembly, mishandling, acts of god, general wear & tear, stains from spills/vegetation, chipping/scratching, exposure to extreme heat/cold, mould/mildew, hardware corrosion, misuse of the products & defects caused by failure in duty of care for the product in accordance with the care instructions. Warranty only extends to original purchaser and is not transferable, except when given as a gift.

### Notice:

While every effort is made to use quality materials our products are limited in design for domestic use only & are not suitable for commercial use.

Care should be taken not to place product near heat sources.

### Duty of care:

While every attempt is made to supply product using quality components there is always a need from consumer to help ensure long life of use for product. Instruction manuals are designed with the nature of materials used in construction of the product.

\*Proper use of item only what it is designed to do

\*Regular maintenance and cleaning

In areas of high content of salt air, pollution & moisture require more frequent cleaning.

### Claim management:

To make a warranty claim, customers can either contact the retailer where the purchase was made or Furniture Solutions on contact details below. Proof of purchase will be required before proceeding with any claim. In the case of product defects providing photos may be able to speed up processing of the claim. If missing parts please refer to assembly instructions for identification of said part and contact either of the above.

“Our goods come with guarantees that cannot be excluded under the Australian Consumer Law. You are entitled to a replacement or refund for a major failure and for compensation for any other reasonably foreseeable loss or damage. You are also entitled to have the goods repaired or replaced if the goods fail to be of acceptable quality and the failure does not amount to a major failure”.