

### Product Warning Faux Wood Slats:



Manufacture strongly advises that when using product in unprotected areas, anything made of glass IE: Tumblers, bowls & vases should not be left on surface for long periods of time, as the sunlight is magnified and may inflict burns to table surface.


Please note table surface is vulnerable to scratching by rough, and hard sharp objects. While minor scratchers can be repaired by fine sandpaper, large marks may not.

Please use appropriate table cloths, place mats and coasters to help prevent any marking of surface.

## SCORPIO Component List

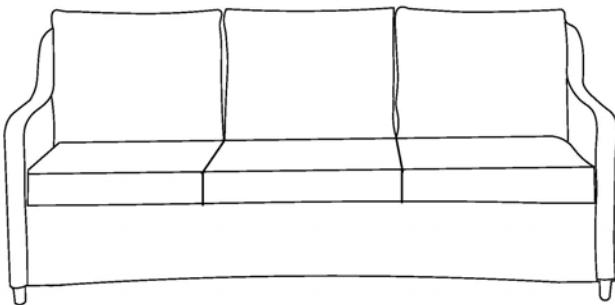
Lounge Armchair (2)  
Seat Cushion (2)  
Back Cushion (2)

**A**



3-Seat Sofa (1)  
Seat Cushion (3)  
Back Cushion (3)

**B**

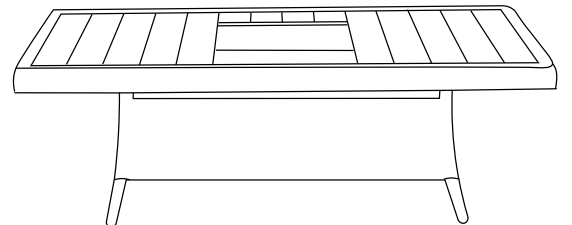


### Advisory removal of protective film

Manufacture has for transport purposes added a plastic film over Faux Wood Slats. This is not part of finish and will need to be removed. Caution should be used in removal, do not use any metal blades or similar, please remove by hand. Please remove asap as sunlight may affect the chemical bonding plastic film to Faux Wood Slats and be more difficult to remove.

**C**

Coffee Table Assembled



## HINTS & TIPS

Cushions are often stored underneath frame.

Please retain packaging until you have completed inspection of components as you may need to reuse

### Missing Parts, Damaged Component, Will not go together

Please contact your place of purchase or Furniture Solutions Customer Service (Australia) Email: [customerservice@furniture-solutions.com.au](mailto:customerservice@furniture-solutions.com.au)  
Phone: 1300 794 188

## Scorpio Range Construction:

Frame: Aluminum  
External Covering: Resin Faux Wicker  
Fiber Textile: Polyester  
Table Top: Faux Wood Slats

Varieties of materials are used in construction of "Outdoor" furniture ranges.  
All will require some form of maintenance to extend the life of finishes and general appearance.  
Please see below instruction unique to your chosen product.

## CARE & MAINTENANCE

### **Aluminum Frame Information:**

The majority of frames are mainly produced from aluminum, with the main benefit being a light weight product for easier use. Some designs require steel to be used in certain sections for added strength. While aluminum is rust resistant, bare metal can show signs of oxidation (red film) this does not constitute rust. Simply you are able to wipe or sand surface to remove oxidation mark.

Note you will need to touch up affected area with paint to stop from reoccurring. Steel itself has a lower resistance to elements than aluminum and will show signs of rust as it ages. Limited exposure & maintenance are best solutions for adding life to any furniture used in outside areas.

### **Aluminum Frame Maintenance:**

Use a bucket filled with warm water & a soft soap, turn chair upside down then sponge over frame till clean, once clean rinse off with a hose, pat dry with a soft clean cloth before use or storage.

### **Fabric Information:**

Fabrics used in outdoor products are not made of any special type of material; they do however use blends of common materials such as polyester, olefin & acrylic which perform best for intended purpose. These fabrics are not impervious to fading or mould, ensure cushions are always dry and stored in a cool dry place when not in use.

### **Fabric Maintenance:**

The best way to keep your fabric looking good is to vacuum and or brush off dirt/dust before it becomes embedded in the fabric and clean up spills before it make a permanent stain.  
The quicker you clean spills and stains, the easier they can be removed.

### **With a new spill try below first**

- Blot (do not rub) liquid spills with a clean cloth. For oil based spills, apply an absorbent such as cornflour, let it sit for 10 minutes, then remove with a straight edge or a ruler.
- Spray on a mild cleaning solution of soap and water.
- Rinse the fabric thoroughly to remove soap residue.
- Air dry.

### **If unsuccessful recommend below**

#### **Hand Washing:**

Soak fabric in a solution of 1/4 cup mild soap per four (4) liters of lukewarm water.

Use a sponge or very soft bristle brush to lightly agitate the stain.

Then rinse thoroughly to remove all soap residue and allow fabric to air dry.

#### **Machine Washing:**

To wash, first close all zippers. Machine wash in cold water on the delicate cycle with normal amounts of mild laundry detergent. For severe mold or mildew, add 1 cup of bleach. Allow fabric to air dry.

#### **Mould and Mildew Stains:**

Fabrics do not promote mildew growth, however, mildew may grow on dirt and other foreign substances if not removed from the fabric. To remove mold or mildew:

- Prepare a solution of 1 cup of bleach and 1/4 cup mild soap per four (4) liters of water.
- Spray on entire area and allow to soak into the fabric for 15 minutes.
- Clean entire surface area with a sponge, clean towel or very soft bristle brush.
- Rinse thoroughly to remove all soap residue.
- Air dry.

For severe mold/mildew growth, bleach quantities may be increased.

**It is best to clean the entire surface area of the fabric to avoid water rings and stains.**



**Warning use of bleach will affect colour of fabric, Please exercise restraint with use of bleach.**

---

## CARE & MAINTENANCE

### **Faux Wicker Fiber Information:**

Synthetic polyethylene fiber resin. (Wicker is not actually a material, but a method of weaving).

Want to know more log onto: [https://en.wikipedia.org/wiki/Resin\\_wicker](https://en.wikipedia.org/wiki/Resin_wicker)

Longevity of use cannot be judge as environmental conditions and are too varied to set a standard. Protection from the harsh outdoor conditions (I.e.. Prolonged exposure to sunlight, pollution) is best for a longer period of use

### **Faux Wicker Fiber Maintenance:**

Use a bucket filled with warm water & a soft soap, sponge over fiber till clean once clean rinse off with a hose, pat dry with a soft clean cloth before use. Remember to clean underneath table and inside of chair as well.

---

### **Faux Wood Slats Information;**

Faux Wood is know as Polly-wood or plastic lumber is composed of virgin or waste plastics including HDPE, PVC, PP, ABS, PS and PLA. Additives such as colorants & stabilizers are introduced during melting process to ensure bonding to plastic at a cellular level.

Being made of a plastic material the affect of hot weather will cause the material to become soft and supple which can cause surface to deform.

Items made of glass will magnify the heat and can affect the surface of Faux Wood.

Care should be taken to use table cloths and place mats to avert marking Faux Wood.

### **Cleaning Faux Wood;**

Use a bucket filled with warm water & a soft soap, sponge all over till clean then rinse with clean water. Using a soft clean cloth wipe till dry. For stubborn stains a mixture of 1/3 bleach and 2/3 water using a soft non-metallic brush, please rinse thoroughly with clean water and dry as above. Some scratchers and marks can be sanded out depending on surface of Faux Wood please contact Furniture Solutions before attempting to repair.

---

## HINTS & TIPS



If you have space available please store furniture when not in use, or purchase a furniture cover for when not in use.

---

## SAFETY WARNINGS & ADVICE

### **ADVISORY: PRODUCT SAFETY**

- Please be advised that products are limited in design for residential use only and are not suitable for commercial use.
- Please be advised that heat sources such as barbeque's, open fires, temporary/mobile/overhead heaters, poorly insulated candle holders, hot pots, pans, hot serving dishes can have adverse affects on your furniture.
- Please be advised coverings and paint finishers are not animal proof. Claws can scratch covering & saliva is acidic and can damage finish.
- Please be advised that continued exposure to the elements will reduce the life of finishes and fittings.
- Please be advised that materials used in your furniture are not impervious to neglect, acts of god, abuse, alcohol spills, improper use of chemicals such as bleach or any solvent based products.
- DO NOT Leave spills, food or vegetation on furniture surfaces, clean off immediately.
- DO NOT Pull loose threads, cut them instead.
- DO NOT Sit, Stand or Lean on arms of chairs or sofas.
- DO NOT Stand on chair or bench's
- DO NOT Drag or drop furniture always move with the help of another person, lift and place only.
- DO NOT Over load seats, one (1) person per seat only.
- DO NOT Allow children to play under or on furniture.

---

## WARRANTY DETAILS

**Warranty** periods apply to components listed below, against any defect associated with faulty workmanship from date of purchase.

- (1) Year warranty applies to fabric, foam and sewing.
- (2) Year warranty applies to synthetic wicker, frame and welding

---

**Furniture Solutions** accepts no responsibility for defects caused by incorrect assembly, mishandling, acts of god, general wear & tear, stains from spills/vegetation, chipping/scratching, exposure to extreme heat/cold, mould/mildew, hardware corrosion, misuse of the products & defects caused by failure in duty of care for the product in accordance with the care instructions.

### Notice:

While every effort is made to use quality materials our product are limited in design for domestic use only & are not suitable for commercial use.

Warranty only extends to original purchaser and is not transferable, except when given as a gift.

### Duty of care:

While every attempt is made to supply product using quality components there is always a need from consumer to help ensure a long life of use for product.

- \*Proper use of item, only what it is designed to do
- \*Regular maintenance and cleaning
- \*Care should be taken not to place product near heat sources.
- \*When not in use store furniture in a cool dry place.

## Customer Service

### Claim Management:

To make a warranty claim, customers can either contact the retailer where the purchase was made or Furniture Solutions on contact details below. Proof of purchase will be required before proceeding with any claim.

In the case of product defects providing photos may be able to speed up processing of the claim.

Note costs associated with the warranty claim, other than the rectification of the fault, are the responsibility of the claimant, except those required under the Australian Consumer Law.

The benefits provided to the consumer by the warranty are in addition to other rights and remedies available to the consumer under the law.

If missing parts please refer to assembly instructions for identification of said part and contact either of the above.

Our goods come with guarantees that cannot be excluded under the Australian Consumer Law.

You are entitled to a replacement or refund for a major failure and for compensation for any other reasonably foreseeable loss or damage.

You are also entitled to have the goods repaired or replaced if the goods fail to be of acceptable quality and the failure does not amount to a major failure.

---

Furniture Solutions (Aust) Pty Ltd

[www.furnitureolutions.com.au](http://www.furnitureolutions.com.au)

Customer Service (Australia) - Ph.: 1300 794 188

Email: [customerservice@furnitureolutions.com.au](mailto:customerservice@furnitureolutions.com.au)